

Student Name: _____

Score: _____

Box – Whisker Plot - Easy

Problem 1:

Draw box and whisker for the given data:

8, 6, 3, 5, 3, 4, 2, 9

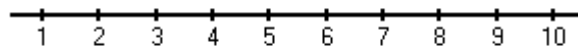
Work Space:

First Quartile =

Second Quartile or Median =

Third Quartile =

Range =



Problem 2:

Draw box and whisker for the given data:

4, 8, 8, 6, 2, 2, 8, 6, 6, 9

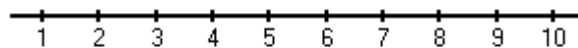
Work Space:

First Quartile =

Second Quartile or Median =

Third Quartile =

Range =



Student Name: _____

Score: _____

Answers:

Problem 1:

Draw box and whisker for the given data:

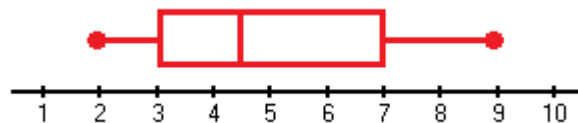
8, 6, 3, 5, 3, 4, 2, 9

First Quartile = **3**

Second Quartile or Median = **4.5**

Third Quartile = **7**

Range = **7**



Problem 2:

Draw box and whisker for the given data:

4, 8, 8, 6, 2, 2, 8, 6, 6, 9

First Quartile = **4**

Second Quartile or Median = **6**

Third Quartile = **8**

Range = **7**

