

Name : _____

Score : _____

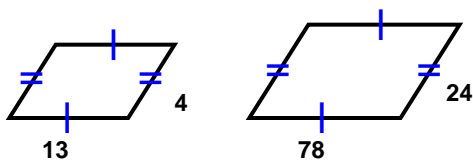
Teacher : _____

Date : _____

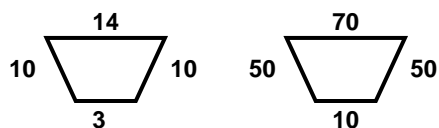
Similar Polygons

Determine whether the polygons are similar.

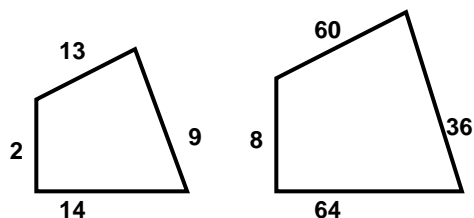
1)



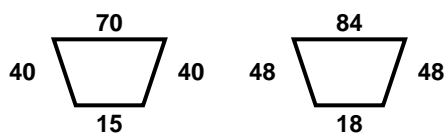
2)



3)

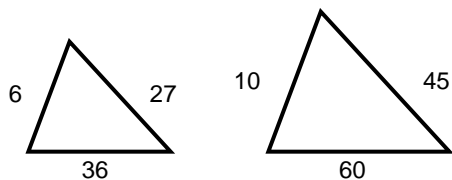


4)

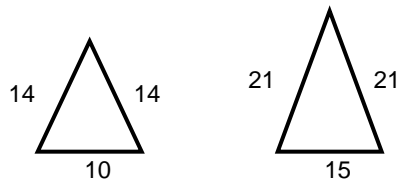


Each polygon pair is similar. Find the scale factor of the smaller shape to the biggest shape.

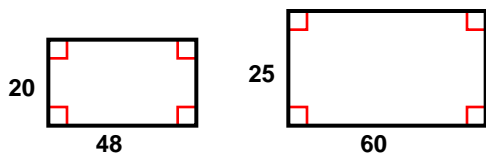
5)



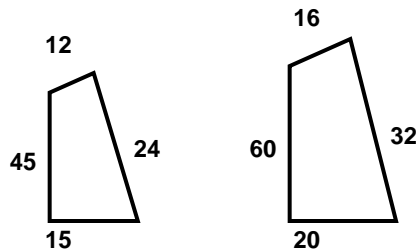
6)



7)



8)



Name : _____

Score : _____

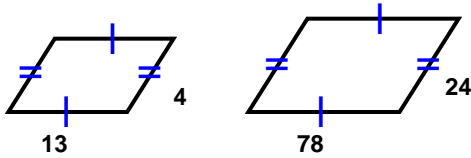
Teacher : _____

Date : _____

Similar Polygons

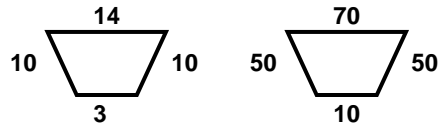
Determine whether the polygons are similar.

1)



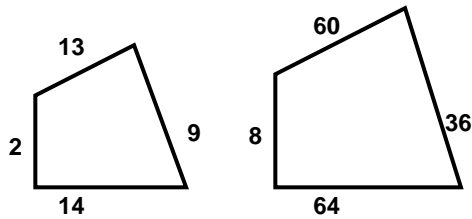
Similar

2)



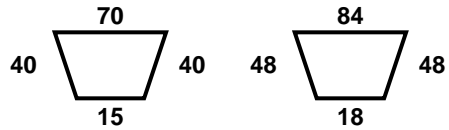
Not Similar

3)



Not Similar

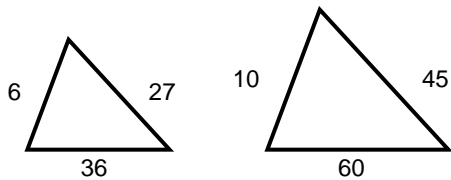
4)



Similar

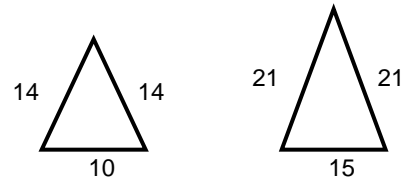
Each polygon pair is similar. Find the scale factor of the smaller shape to the bigger shape.

5)



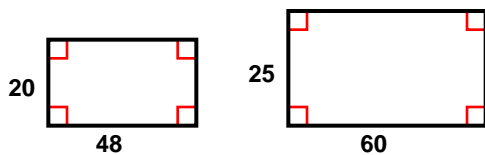
3:5

6)



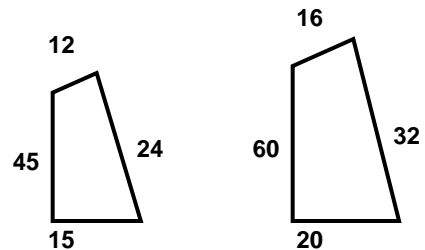
2:3

7)



4:5

8)



3:4

